
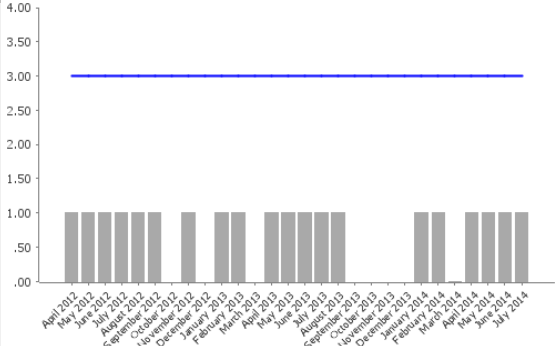


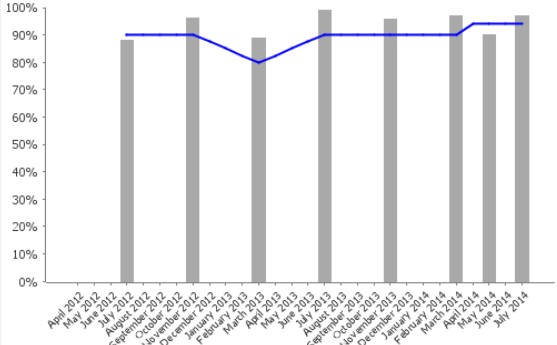




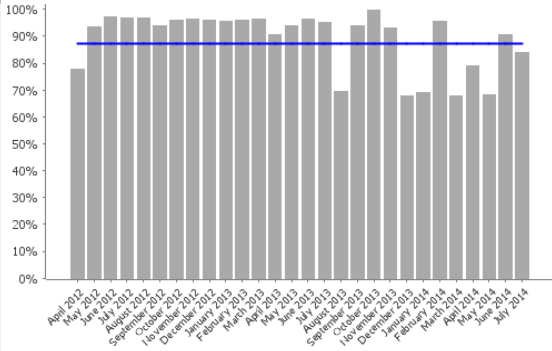


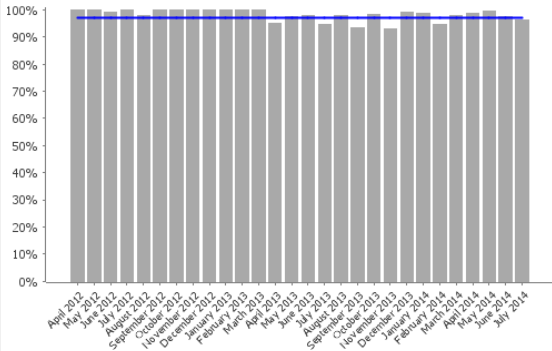

## Local Planning & Environment Advisory Committee (July 2014 data)


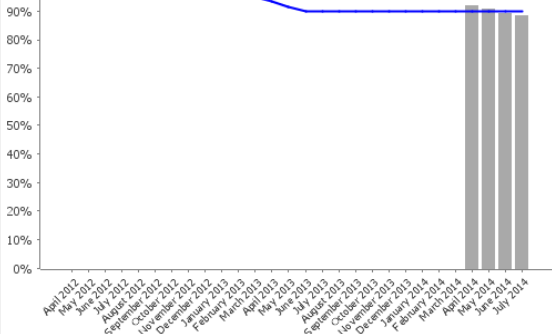


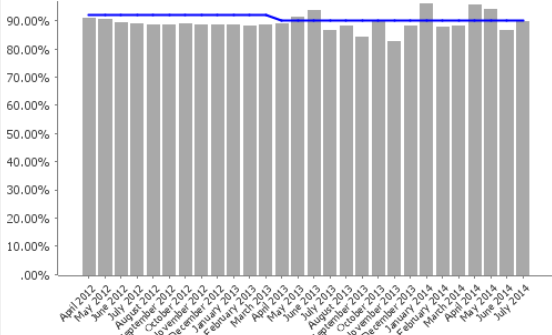

Code	Short Name	Current Value	Current Target	Current Status	Performance Chart	Cumulative (Year to Date) Performance			Latest Note
						2014/15			
						Value	Target	Status	
LPI DS Clean 001	Number of justified Street Cleaning complaints	6	7	✓		16	27	✓	
LPI DS Clean 002	Average number of days taken to remove fly tips which the District Council has responsibility to clear	2.9	5	✓		4.7	5	✓	


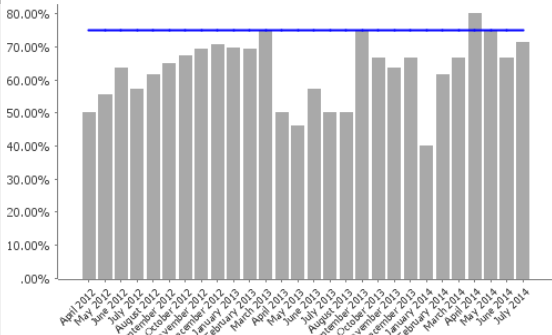


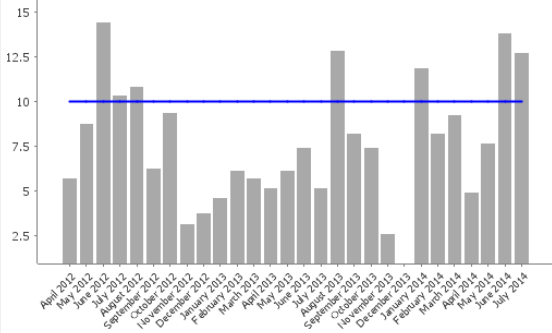

Code	Short Name	Current Value	Current Target	Current Status	Performance Chart	Cumulative (Year to Date) Performance			Latest Note
						2014/15			
						Value	Target	Status	
LPI DS Clean 003	Average number of days taken to remove abandoned vehicles	1.00	3.00			1.00	3.00		
LPI DS Clean 004	Percentage of cleaning schedules completed to agreed frequency	97%	94%			93.5%	94%		


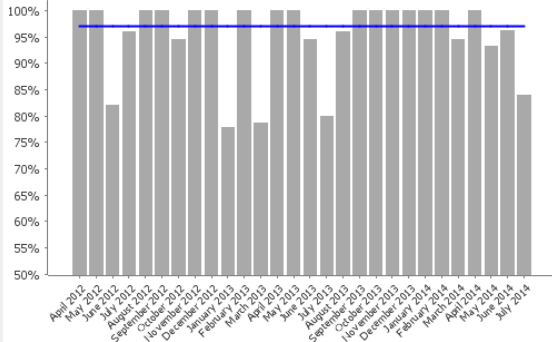


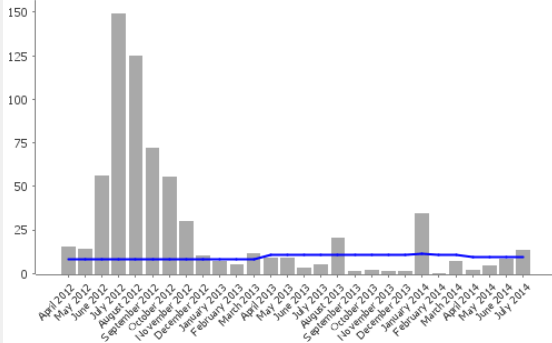

Code	Short Name	Current Value	Current Target	Current Status	Performance Chart	Cumulative (Year to Date) Performance			Latest Note
						2014/15			
						Value	Target	Status	
LPI DC 007a	Processing of planning applications: Major applications in 13 weeks	100.00%	80.00%	✔		90.00%	80.00%	✔	
LPI DC 007b	Processing of planning applications: Minor applications in 8 weeks	84.75%	80.00%	✔		81.01%	80.00%	✔	

Code	Short Name	Current Value	Current Target	Current Status	Performance Chart	Cumulative (Year to Date) Performance			Latest Note
						2014/15			
						Value	Target	Status	
LPI DS Waste 001	Percentage of household waste sent for reuse, recycling and composting	34.32%	32.00%	✔		36.35%	32.00%	✔	
LPI DS Waste 005	Percentage of missed green waste collections corrected by next working day	100.00%	98.00%	✔		100.00%	98.00%	✔	

Code	Short Name	Current Value	Current Target	Current Status	Performance Chart	Cumulative (Year to Date) Performance			Latest Note
						2014/15			
						Value	Target	Status	
LPI DC 001	Percentage of planning applications assessed for validation in 5 days	84.16%	87.5%			80.47%	87.5%		
LPI DC 002	Percentage of decisions delegated	96.45%	97%			98.13%	97%		

Code	Short Name	Current Value	Current Target	Current Status	Performance Chart	Cumulative (Year to Date) Performance			Latest Note
						2014/15			
						Value	Target	Status	
LPI DC 003	Percentage of enforcement visits undertaken within 3 days of receiving a complaint	88.34%	90%			90.17%	90%		
LPI DC 007c	Processing of planning applications: Other applications in 8 weeks	89.55%	90.00%			91.60%	90.00%		

Code	Short Name	Current Value	Current Target	Current Status	Performance Chart	Cumulative (Year to Date) Performance			Latest Note
						2014/15			
						Value	Target	Status	
LPI DC 009	Percentage of appeals against planning application refusal dismissed	71.43%	75.00%			72.97%	75.00%		
LPI DS Waste 002	Number of missed collections per 100,000	12.7	10			9.7	10		<p>Collection performance in June and July was hampered by operational difficulties particularly on one round. The relevant round schedule was reviewed, some work was reassigned and team members were changed, which has resulted in improved performance for August.</p> <p>Overall we remain on track to meet the cumulative target.</p>

Code	Short Name	Current Value	Current Target	Current Status	Performance Chart	Cumulative (Year to Date) Performance			Latest Note
						2014/15			
						Value	Target	Status	
LPI DS Waste 003	Percentage of missed collections put right by the next working day	83.87%	97%			93.38%	97%		<p>26 of 31 the justified missed collections in July were put right by next working day. Unfortunately those five exceeding next working day reflect as a 16% discrepancy under this indicator.</p> <p>The 97% cumulative target for the year remains challenging. However comparison with the cumulative to date figure of 94% for July 2013, shows the cumulative target remains within range.</p>
LPI DS Waste 004	Number of missed green waste collections	13	9			27	37		<p>The number of bin customers using the service has expanded again this year. In July an above average number of new customers were added to the schedules. Regrettably the crews overlooked a small number of these new customer addresses when undertaking the rounds in July.</p> <p>Overall we remain on track to meet the cumulative target.</p>